

# GTI Glaz-Tech Industries


## Bulk Wholesale Distribution of **Glass** Table Tops



**Quality Glass**  
**Immediate Delivery**  
**Customer Satisfaction**




**Quantity Discounts**  
**GTI Purchases in Bulk**



Bulk Distribution



**Professional  
Packaging**



GLAZ TECH

GLASS TABLE TOP

1/2" CLEAR DIA 24" BEV

**GTI**

**Save Money**  
**with GT**  
**Bulk**  
**Distribution**



- Always Low Prices
- Quantity Discounts
- Local Delivery Available
- Packaging Suitable For Shipping
- Minimal Purchases Also Available
- Most Glass Is In Stock In Assorted Sizes

**GTI Facts**

Find More at  
**GLAZTECH.COM**





### Bevel Rectangle

3/8 BEV RECT 16X52  
3/8 BEV RECT 24X24  
3/8 BEV RECT 24X30  
3/8 BEV RECT 24X48  
3/8 BEV RECT 26X52  
3/8 BEV RECT 30X54  
3/8 BEV RECT 30X60  
3/8 BEV RECT 36X60  
3/8 BEV RECT 42X42  
3/8 BEV RECT 42X72  
3/8 BEV RECT 42X84  
3/8 BEV RECT 48X48  
3/8 BEV RECT 48X84

3/4 BEV RECT 16X60  
3/4 BEV RECT 42X72  
3/4 BEV RECT 42X84

1/2 BEV RECT 16X60  
1/2 BEV RECT 24X24  
1/2 BEV RECT 24X30  
1/2 BEV RECT 24X48  
1/2 BEV RECT 28X28  
1/2 BEV RECT 30X54  
1/2 BEV RECT 30X60  
1/2 BEV RECT 36X60  
1/2 BEV RECT 42X42  
1/2 BEV RECT 42X72  
1/2 BEV RECT 42X84

### Special Order

1/2 FROST RECT 42X72  
1/2 CHIP RECT 42X72  
3/4 FROST DIAM 48X48  
3/4 CHIP DIAM 48X48

### Bevel Diameter

5/8 BEV DIAM 24"  
5/8 BEV DIAM 42"  
5/8 BEV DIAM 54"  
5/8 BEV DIAM 60"

3/8 BEV DIAM 24"  
3/8 BEV DIAM 28"  
3/8 BEV DIAM 36"  
3/8 BEV DIAM 42"  
3/8 BEV DIAM 48"  
3/8 BEV DIAM 54"  
3/8 BEV DIAM 60"

1/2 BEV DIAM 24"  
1/2 BEV DIAM 36"  
1/2 BEV DIAM 42"  
1/2 BEV DIAM 48"

### Pencil Polish Diameter

1/2 PE DIAM 42"  
1/2 PE DIAM 48"

### Special Order

5/8 BEV DIAM 24"  
5/8 BEV DIAM 42"  
5/8 BEV DIAM 54"  
5/8 BEV DIAM 60"

5/8 OGEE DIAM 48"  
5/8 OGEE DIAM 54"  
5/8 OGEE DIAM 60"

3/4 BEV DIAM 24"  
3/4 BEV DIAM 42"  
3/4 BEV DIAM 48"

### Seating Chart

Size	Approx Seating Chart
42" SQUARE	4
48" SQUARE	4-8
36" X 60" RECT	6
42" X 72" RECT	6-8
42" X 84" RECT	6-9
48" X 84" RECT	8-10
36" DIAMETER	4
42" DIAMETER	4-5
48" DIAMETER	4-6
54" DIAMETER	5-6
60" DIAMETER	6-7


\*NOTE: SEATING CAPACITY WILL VARY WITH THE SIZE OF THE CHAIRS USED. THE ABOVE IS ONLY A GENERIC GUIDE.

EDGEWORK

### Pencil Polish



### Flat Polish



### Beveled Edge



E-MAIL: [CUSTOMER\\_SUPPORT@GLAZTECH.COM](mailto:CUSTOMER_SUPPORT@GLAZTECH.COM)  
TUCSON, AZ - 520.629.0268  
PHOENIX, AZ - 602.272.1544  
EL PASO, TX - 505.589.4970  
DENVER, CO - 303.399.8587  
ALBUQUERQUE, NM - 505.831.6224  
SALT LAKE CITY, UT - 801.467.3136



Find More at  
**GLAZTECH.COM**